




# ADF and UPM Cross Reference

(a.k.a. hm-zd and universal power module)

13 October 2004 revision 11.

Module Style	Connector Length and Description	Length (mm)	 Press-fit Termination	 Press-fit Termination	
<b>4 pair Male</b>	10 wafers	25	1469002-1	<b>973031</b>	
	17 wafer	42.5	n.p.n.	<b>973011</b>	
<b>3 Pair Male</b>	10 wafers	25	1469085-1	<b>973027</b>	
<b>2 Pair Male</b>	10 wafers	25	1469025-1	<b>973056</b>	
<b>Right Angle Female 4 Pair</b>	10 wafers	25	1469001-1	<b>973032</b>	400010*
	17 wafers	42.5	n.p.n.	<b>973016</b>	
<b>Right Angle Female 3 Pair</b>	10 wafers	25	1469081-1	<b>973028</b>	
<b>Right Angle Female 2 Pair</b>	10 wafers	25	1469028-1	<b>973046</b>	
<b>Vertical Female 4 Pair</b>	10 wafers	25		n.p.n.	n.p.n.
<b>Right Angle Male 4 Pair</b>	10 wafers	25	1469048-1	n.p.n.	n.p.n.
<b>Right Angle Male 3 Pair</b>	10 wafers	25	1469183-1	n.p.n.	n.p.n.
<b>Right Angle Male 2 Pair</b>	10 wafers	25	1469169-1	n.p.n.	n.p.n.
<b>Vertical Female 3 blade UPM</b>	3 receptacles		<b>223995-2</b>	<b>114404</b>	n.p.n.
<b>Right Angle Male UPM</b>	3 blades MLM		<b>223963-1</b>	<b>114402</b>	n.p.n.
<b>Right Angle Male UPM</b>	3 blades LLL		<b>223961-1</b>	<b>114400</b>	n.p.n.

\* BroadsideTechnologies expects to have parts Q1-2005